

## **Visual Discrimination**

The document is created for personal use and Please do not use it for any business and commercial purpose. If anyone wants to share the file, instead of sending it through the mail, please forward the blog link.

<https://themomslittleworld.com/category/printables/general-printable/>

Have a good time with the kid by doing such activities. Please check my blog for different activities, printable and book reviews.

If there is any error or anything needs to be changed or to be included, please write an email to [indumathi.1@gmail.com](mailto:indumathi.1@gmail.com)

### **Purpose:**

It is the ability to find even a small difference in images. Discriminating between the visuals is much essential in every other place for a kid. For ex. Many kids may have difficulty in distinguishing “b” and “p” in the same way between “9” and “6” and many more. Developing this skill in earlier days may help them in the future. Have a good time with your kid by doing such an activity.

### **How to use:**

#### **Page 1:**

- Take two sets of printout.
- Cut down the second set of printout into individual images.
- Ask the kid to match the pieces with the first set.

#### **Page 2:**

- Take a printout.
- Trace the matching image and draw a line (Sample is given)

#### **Page 3:**

- Take a printout.
- Trace the matching pair of images and draw a line (Sample is provided)







Regards,

Indumathi Lakshmiathan






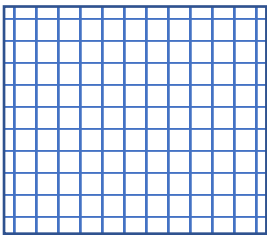


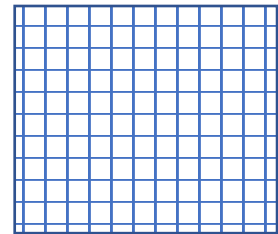



Blog Name: <https://themomslittleworld.com/>

©Copyright. Created for <https://themomslittleworld.com>

# Match the correct images



**Trace the matching image**



Match the correct images

